

HEAVY RAINFALL FORECAST BULLETIN No: 202507016

CATEGORY OF FORECAST: WATCH

ISSUED ON 22ND JULY, 2025

Valid: From 0000UTC of 23RD JULY, 2025 to 2359UTC of 25TH JULY, 2025.

1.1 INTERPRETATIONS

Moderate Rainfall is anticipated during the forecast period (Wednesday 23rd, Thursday 24th and Friday 25th July) over parts of Jigawa, Bauchi and Yobe states (**Places in Orange colour**). **Light to Moderate Rainfall** is anticipated over parts of Gombe, Sokoto, Zamfara, Kebbi, Yobe, Katsina, Jigawa, Kano, Kaduna, Bauchi, Plateau, the Federal Capital Territory, Nasarawa, Niger, Benue, Kogi, Kwara, Taraba, Adamawa, Ekiti, Osun, Oyo, Ogun, Enugu, Abia, Imo, Rivers, Bayelsa, Akwa Ibom and Cross River states (**Places in Yellow colour**). **Little or no Rainfall** is expected over the rest of the country (**See places in green**).

1.2 CAUTION

There are prospects of flash flooding as a result of the expected moderate rainfall. Strong winds may accompany the rains.

The public is advised not to drive through surface runoff waters, as they have strong undercurrents. Other likely hazards include slippery road surfaces, reduced visibility during the rain which can disrupt road traffic. Strong winds are a threat to weak structures, trees and mast. Disconnect electrical appliances before and not during the rains. Elsewhere (See places in Green), no hydrometeorological hazards are anticipated. The public is however advised to watch out for updates.

LEGEND AND ITS INTERPRETATIONS

| | | | | | |
|------------|-------|------------|-------|----------|-------|
| LIKELIHOOD | ≥ 60% | | 2 | 6 | 10 |
| | ≥ 40% | | 1 | 5 | 9 |
| | ≥ 20% | | | 4 | 8 |
| | ≥ 10% | | | 3 | 7 |
| | | Very light | Light | Moderate | Heavy |
| IMPACT | | | | | |

1: Probability between 40 and 60% to have a cumulative rainfall between 10 and 20 mm in 24 hours

2: Probability of more than 60% to have a cumulative rainfall between 10 and 20 mm in 24 hours

4: Probability between 20 and 40% to have a cumulative rainfall between 20 and 50 mm in 24 hours

5: Probability between 40 and 60% to have a cumulative rainfall between 20 and 50 mm in 24 hours

6: Probability of more than 60% to have a cumulative rainfall between 20 and 50 mm in 24 hours

8: Probability between 20 and 40% to have a cumulative rainfall greater than 50 mm in 24 hours

9: Probability between 40 and 60% to have a cumulative rainfall of greater 50 mm in 24 hours

10: Probability of more than 60% to have a cumulative rainfall greater than 50 mm in 24 hours

| S/N | Range | Category |
|-----|-----------|---------------------|
| 1. | < 10mm | Very Light Rainfall |
| 2. | 10 – 20mm | Light Rainfall |
| 3. | 20 – 50mm | Moderate Rainfall |
| 4. | > 50mm | Heavy Rainfall |

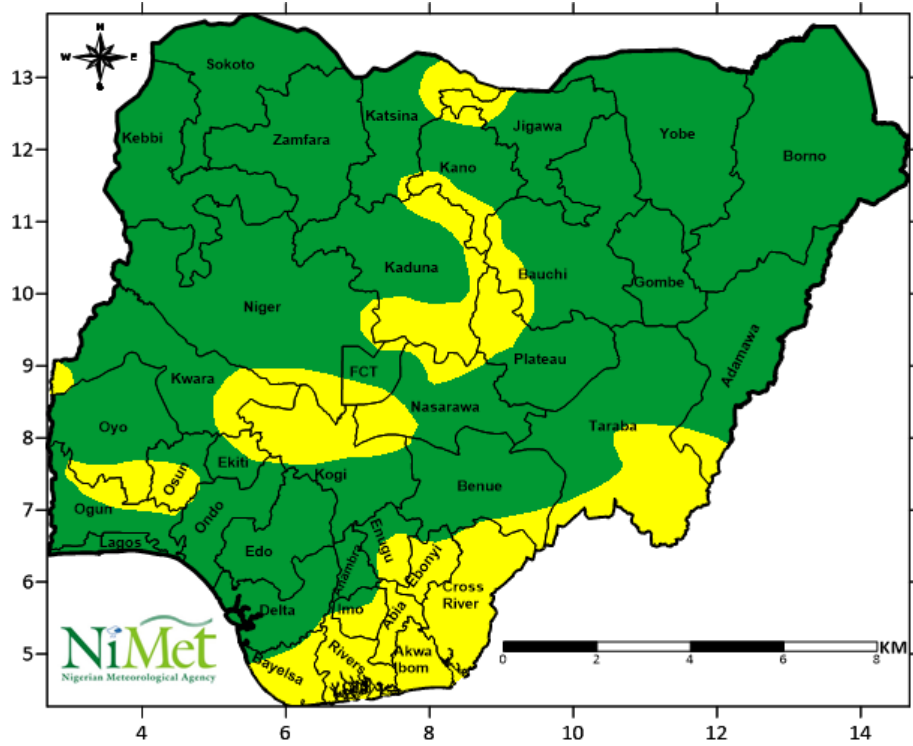


Fig 1.0: Spatial display of rainfall and probability valid from 0000UTC of 23RD JULY to 2359UTC of 23RD JULY, 2025.

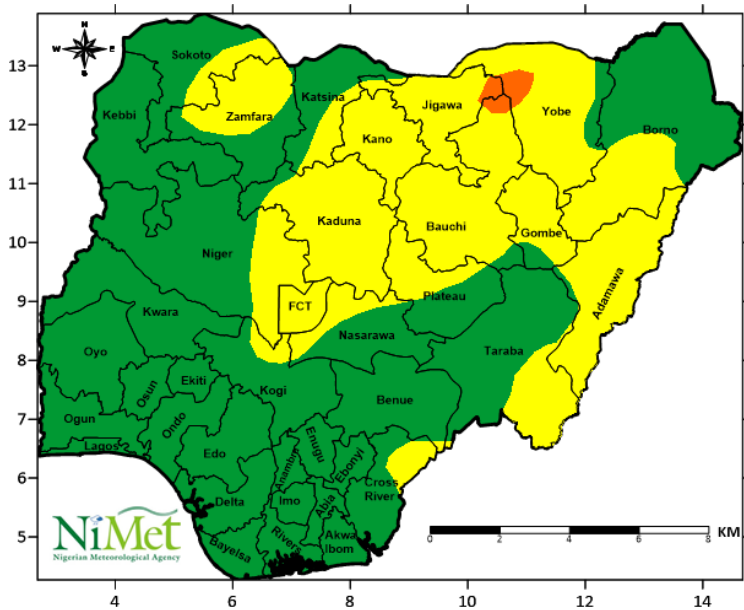


Fig 2.0: Spatial display of rainfall and probability valid from 0000UTC of 24TH JULY to 2359UTC of 24TH JULY, 2025.

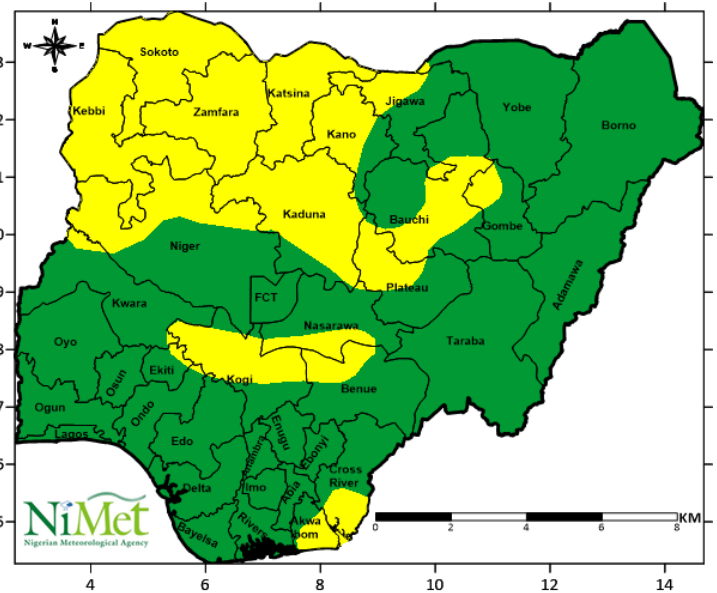


Fig 3.0: Spatial display of rainfall and probability valid from 0000UTC of 25TH JULY to 2359UTC of 25TH JULY, 2025.