NiMet
Nigerian Meteorological Agency

ISO 9001
2015

HEAVY RAINFALL FORECAST BULLETIN No: 202603006
CATEGORY OF FORECAST: ADVISORY
ISSUED ON 10TH MARCH, 2026
Valid: From 0000UTC of 11TH MARCH, 2026 to 2359UTC of 13TH MARCH, 2026.

1.1 INTERPRETATIONS

Light to Moderate Rainfall is anticipated during the forecast period (Wednesday 11th, Thursday 12th and Friday 13th March) over parts of Oyo, Ekiti, Ondo, Lagos, Bayelsa, Rivers, Imo, Akwa Ibom, Cross River, Abia, Ebonyi, Anambra, Kogi, Benue, Kwara, Oyo, Ogun, Kwara, Niger, Benue and Kogi states **(Places in Yellow). Light or no Rainfall** is expected over the rest of the country (**See places in green**).

1.2 CAUTION

Strong winds may accompany the rains. The public is advised not to drive through surface runoff waters. Other likely hazards include slippery road surfaces, reduced visibility during the rain which can disrupt road traffic. Strong winds are a threat to weak structures, trees and mast. Disconnect electrical appliances before and not during the rains. Elsewhere (See places in Green), no hydrometeorological hazards are anticipated. The public is however advised to watch out for updates.

LEGEND AND ITS INTERPRETATIONS

LIKELIHOOD	Very light	Light	Moderate	Heavy
≥ 60%		2	6	10
≥ 40%		1	5	9
≥ 20%			4	8
≥ 10%			3	7

IMPACT

S/N	Range	Category
1.	< 10mm	Very Light Rainfall
2.	10 – 20mm	Light Rainfall
3.	20 – 50mm	Moderate Rainfall
4.	> 50mm	Heavy Rainfall

1: *Probability between 40 and 60% to have a cumulative rainfall between 10 and 20 mm in 24 hours*

2: *Probability of more than 60% to have a cumulative rainfall between 10 and 20 mm in 24hours*

4: *Probability between 20 and 40% to have a cumulative rainfall between 20 and 50 mm in 24 hours*

5: *Probability between 40 and 60% to have a cumulative rainfall between 20 and 50 mm in 24 hours*

6: *Probability of more than 60% to have a cumulative rainfall between 20 and 50 mm in 24 hours*

8: *Probability between 20 and 40% to have a cumulative rainfall greater than 50 mm in 24 hours*

9: *Probability between 40 and 60% to have a cumulative rainfall of greater 50 mm in 24 hours*

10: *Probability of more than 60% to have a cumulative rainfall greater than 50 mm in 24 hours*

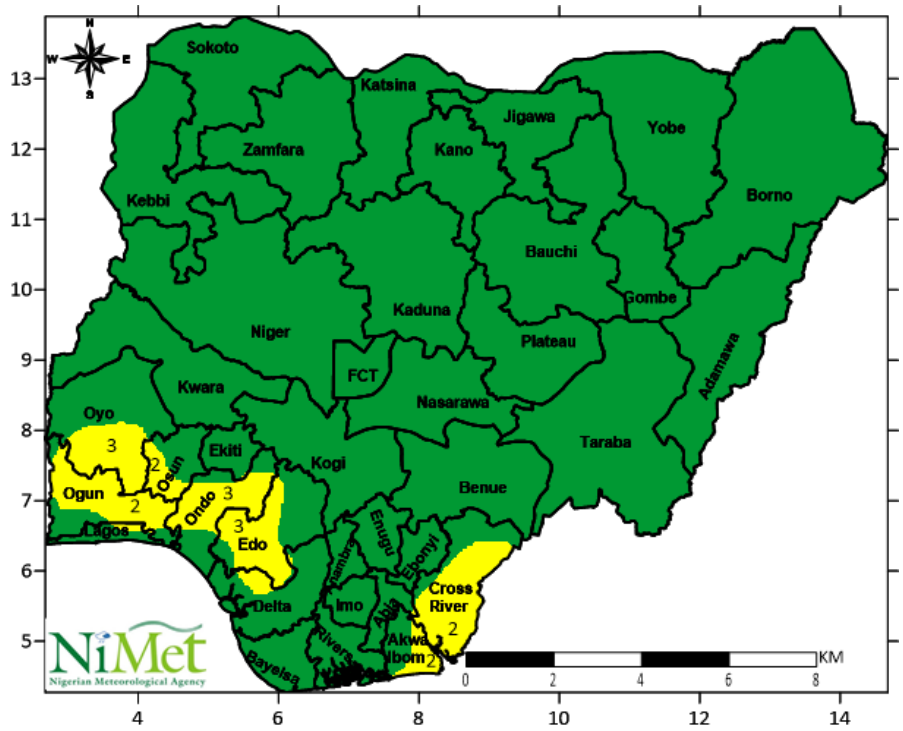

Fig 1.0: Spatial display of rainfall and probability valid from 0000UTC of 11th March to 2359UTC of 11th March, 2026.

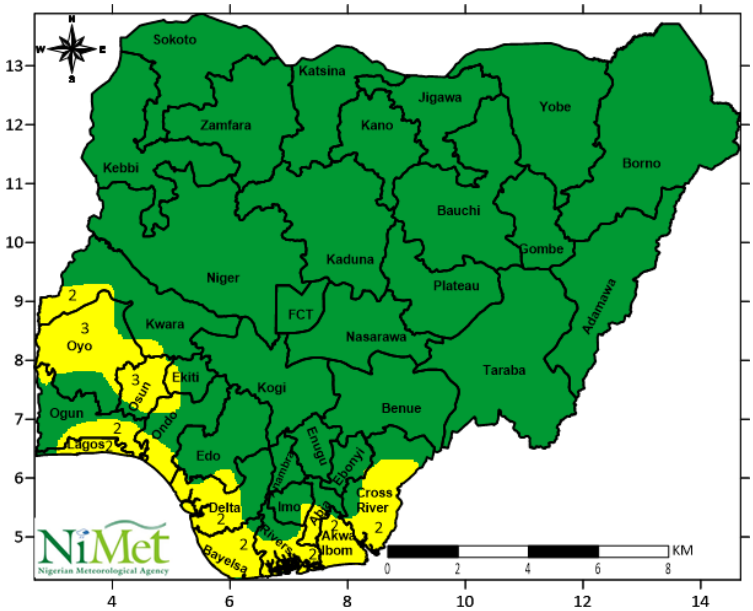

Fig 2.0: Spatial display of rainfall and probability valid from 0000UTC of 12th March to 2359UTC of 12th March, 2026.

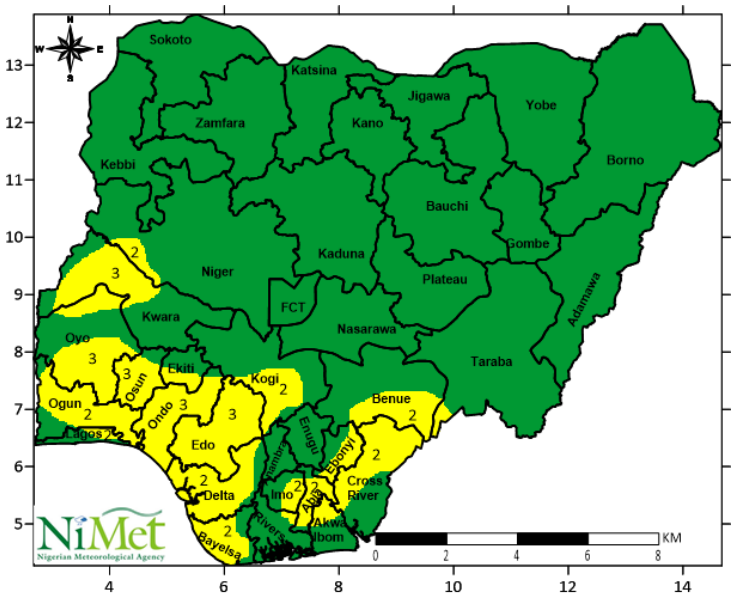

Fig 3.0: Spatial display of rainfall and probability valid from 0000UTC of 13th March to 2359UTC of 13th March, 2026.