

**HEAVY RAINFALL FORECAST BULLETIN No: 202604010**

**CATEGORY OF FORECAST: WATCH**

**ISSUED ON 7<sup>th</sup> APRIL, 2026**

**Valid: From 0000UTC of 8<sup>th</sup> April, 2026 to 2359UTC of 10<sup>th</sup> April, 2026.**

**1.1 INTERPRETATIONS**

**Moderate to Heavy Rainfall** is anticipated during the forecast period (Wednesday 8<sup>th</sup>, Thursday 9<sup>th</sup> and Friday 10<sup>th</sup>) over parts of Osun and Taraba states (**See places in Orange**). **Light to Moderate Rainfall** is anticipated during the forecast period (Wednesday 8<sup>th</sup>, Thursday 9<sup>th</sup> and Friday 10<sup>th</sup>) over parts of Ondo, Lagos, Cross River, Akwa Ibom, Rivers, Bayelsa, Taraba, Kogi, Benue, Ebonyi, Enugu, Imo, Abia, Anambra, Edo, Ogun, Ekiti, Oyo, Osun, Kogi and Delta states (**See places in Yellow**). **light or no Rainfall** is expected over the rest of the country (See places in green).

**1.2 CAUTION**

Strong winds may accompany the rains. The public is advised not to drive through surface runoff waters. Other likely hazards include slippery road surfaces, reduced visibility during the rain which can disrupt road traffic. Strong winds are a threat to weak structures, trees and mast. Disconnect electrical appliances before and not during the rains. Elsewhere (See places in Green), no hydrometeorological hazards are anticipated. The public is however advised to watch out for updates.

**LEGEND AND ITS INTERPRETATIONS**

LIKELIHOOD	≥ 60%	2	6	10	
	≥ 40%	1	5	9	
	≥ 20%		4	8	
	≥ 10%		3	7	
		Very light	Light	Moderate	Heavy
		IMPACT			

- 1:** Probability between 40 and 60% to have a cumulative rainfall between 10 and 20 mm in 24 hours
- 2:** Probability of more than 60% to have a cumulative rainfall between 10 and 20 mm in 24 hours
- 4:** Probability between 20 and 40% to have a cumulative rainfall between 20 and 50 mm in 24 hours
- 5:** Probability between 40 and 60% to have a cumulative rainfall between 20 and 50 mm in 24 hours
- 6:** Probability of more than 60% to have a cumulative rainfall between 20 and 50 mm in 24 hours
- 8:** Probability between 20 and 40% to have a cumulative rainfall greater than 50 mm in 24 hours
- 9:** Probability between 40 and 60% to have a cumulative rainfall of greater 50 mm in 24 hours
- 10:** Probability of more than 60% to have a cumulative rainfall greater than 50 mm in 24 hours

S/N	Range	Category
1.	< 10mm	Very Light Rainfall
2.	10 – 20mm	Light Rainfall
3.	20 – 50mm	Moderate Rainfall
4.	> 50mm	Heavy Rainfall

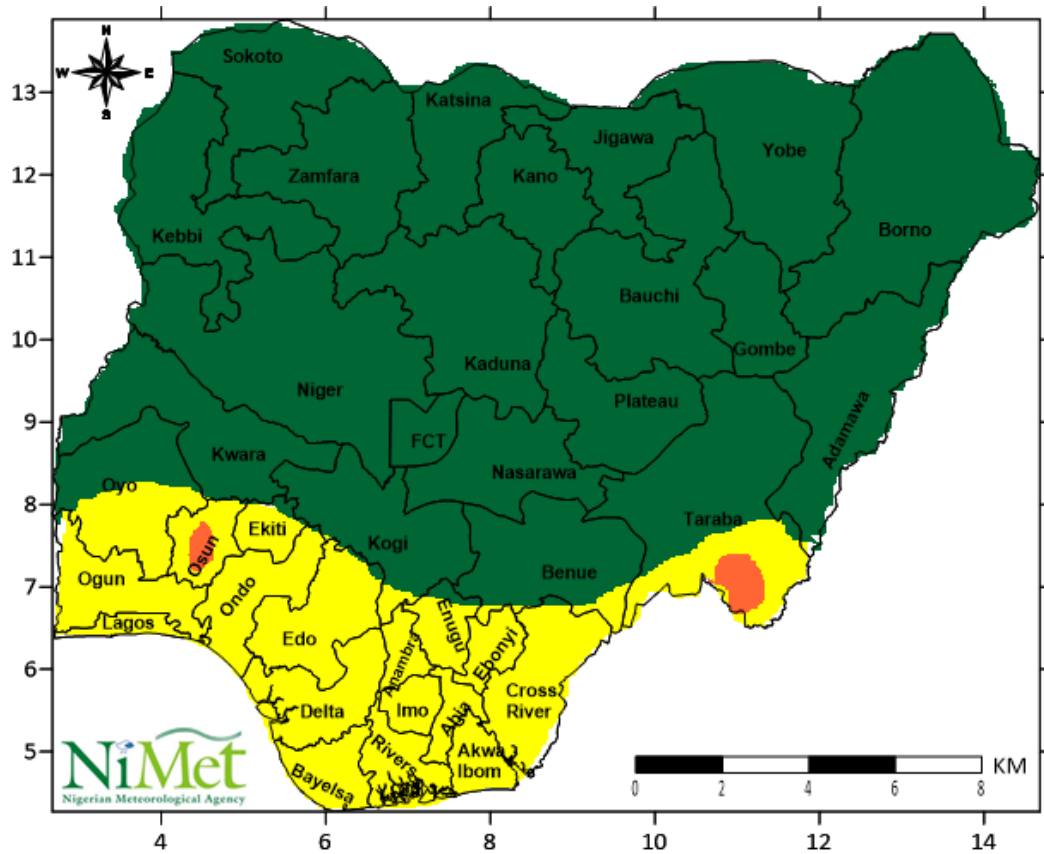


Fig 1.0: Spatial display of rainfall and probability valid from 0000UTC of 8<sup>th</sup> **APRIL** to 2359UTC of 8<sup>th</sup> **APRIL**, 2026.

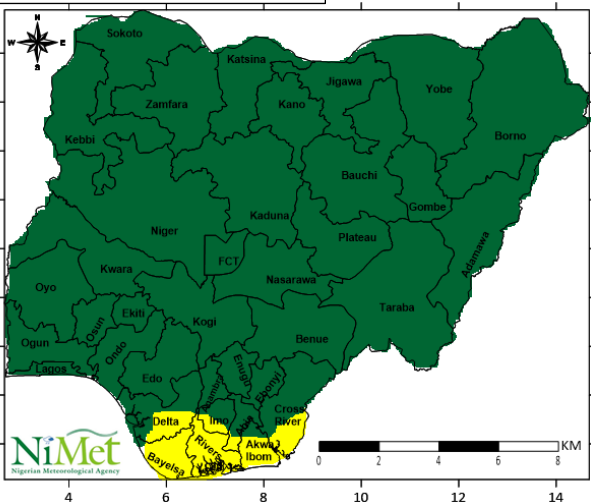
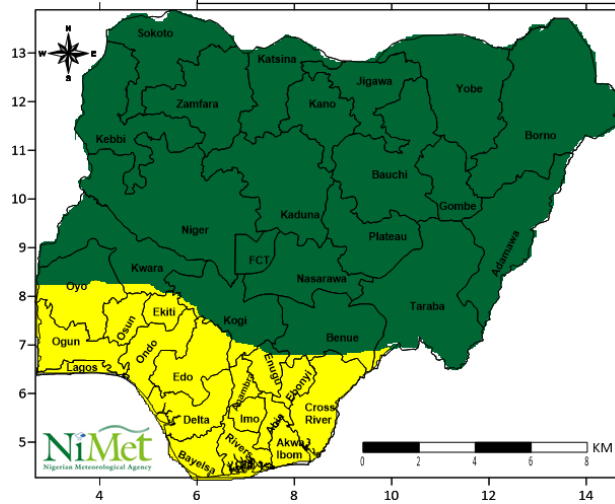


Fig 2.0: Spatial display of rainfall and probability valid from 0000UTC of 9<sup>th</sup> **APRIL** to 2359UTC of 9<sup>th</sup> **APRIL**, 2026.

Fig 3.0: Spatial display of rainfall and probability valid from 0000UTC of 10<sup>th</sup> **APRIL** to 2359UTC of 10<sup>th</sup> **APRIL**, 2026.